



Findlay · Hancock County
ECONOMIC DEVELOPMENT

FINDLAY·HANCOCK COUNTY ECONOMIC DEVELOPMENT

MARCH 2023 UPDATE

This document serves to provide a summary of activities undertaken by the Economic Development team during the month of March.

TOP MICROPOLITAN

On March 1st, it was announced that Findlay has been designated as the Top Micropolitan in the U.S. for the ninth year in a row! Our business community competed with 542 other micropolitans this year for the award. Findlay had 32 projects in 2022; the second place micropolitan had 12. To read the article published in Site Selection magazine about the Top Micropolitan award, [please click here](#).

ECONOMIC DEVELOPMENT FOCUS AREAS

Retention & Expansion |

- The Economic Development team continues to work with companies interested in reducing, deferring, and/or eliminating their duty payments on imported materials through FTZ 151. In partnership with [Rockefeller Group](#), our office is able to help companies in Hancock, Allen, Hardin, Putnam, Seneca, and Van Wert counties with a preliminary analysis of their potential savings. If you are interested in learning more about how this program can benefit you, please reach out to Dan or Sarah.
- The ED office is working with a local company on [Project Ripley](#) as they seek to identify sites and tenants for a potential speculative building. Many of the project leads sent out by the state are companies looking for existing buildings. This expansion by an existing local company would augment Hancock County's attraction strategy.
- In partnership with the Center for Advanced Manufacturing, ED continues to meet with our existing employers to learn more about how our office or CAM can assist with workforce concerns, operational efficiencies, standard procedures and training, incentives, and more. If your company is considering a project and wants to know what resources are available to you, please reach out.
- [Project Repentinus](#) is moving forward with their expansion project after productive conversations with the ED office, Regional Growth Partnership, and JobsOhio. Further discussions on how Raise the Bar can elevate their workforce strategies are also being pursued.

Attraction |

- We continue to eagerly watch the progress being made at the R+L Carriers site near the corner of CR99 and Crystal Avenue.
- Following [Project Hat Trick's](#) visit to Findlay in February, the company returned to the community in March to have a more detailed conversation about permitting and infrastructure. Discussions continue around roadway improvements, stressing the importance of infrastructure development in north Findlay. We should have next steps for the project in the coming weeks.



R+L Carriers, March 2023

- The Economic Development team is working closely with AEP and the City of Findlay on Project Caribou as the company considers sites for a \$500M investment. This project is in the early stages.

Workforce |

- Dan and Sarah had the privilege of participating in The Big Shake, a competition for 3rd, 4th, and 5th graders at Bigelow Hill that emphasizes the importance of soft skills. All of the students did very well, and we are excited to see how they contribute to the community going forward.
- Our office continues to pursue residential development as a prime workforce development strategy. Sheaffer presented to the Heartland Board of Realtors on current economic development efforts being undertaken and how they relate to residential growth.
- The **Wage, Benefits, & Training Survey** is in the final review stages of the draft before it is sent out to participating companies. Thank you to those who have expressed their interest in this initiative. If you have not reached out and would like to participate, we will continue to add companies until such time that the survey is closed. As a reminder, if you do not participate, you will not receive the results.

Community Planning |

- The final \$26.9M toward the redesign of the County Road 99 and Interstate 75 Interchange was awarded by ODOT’s Transportation Review Advisory Council in March. Construction will begin in Spring of 2024 with completion slated for Fall 2025. To read more about this project, please see the Economic Development office’s [media release](#).

Downtown |

- The Economic Development team is actively looking for developers/partners with an interest in the Kirk Building on Crawford Street. This prominent building on Crawford Street is a prime spot for commercial, office, and/or residential development.



Kirk Building, Crawford St.

Other |

- The BGSU State of the Region was held in March for public, private, and nonprofit partners across northwest Ohio. Ilana Preuss, the keynote speaker and founder of [Recast City](#), delivered a fascinating presentation about the use of small-scale manufacturing to breathe vitality into downtown areas.
- Alongside the City of Findlay, Center for Advanced Manufacturing, Hancock County Convention & Visitors Bureau, and Findlay Hancock County Chamber of Commerce, the ED team hosted Steve Stivers, CEO of the Ohio Chamber of Commerce, in Findlay for an informational lunch meeting, a Findlay First tour, and a roundtable with community stakeholders.
- The Regional Growth Partnership & Jobs Ohio Network meeting brought in officials from JobsOhio and the United States Economic Development Administration. Topics of discussion included advanced manufacturing and aerospace, the defense industry, and economic development districts.



Ilana Preuss, BGSU State of the Region

ECONOMIC INDICATORS

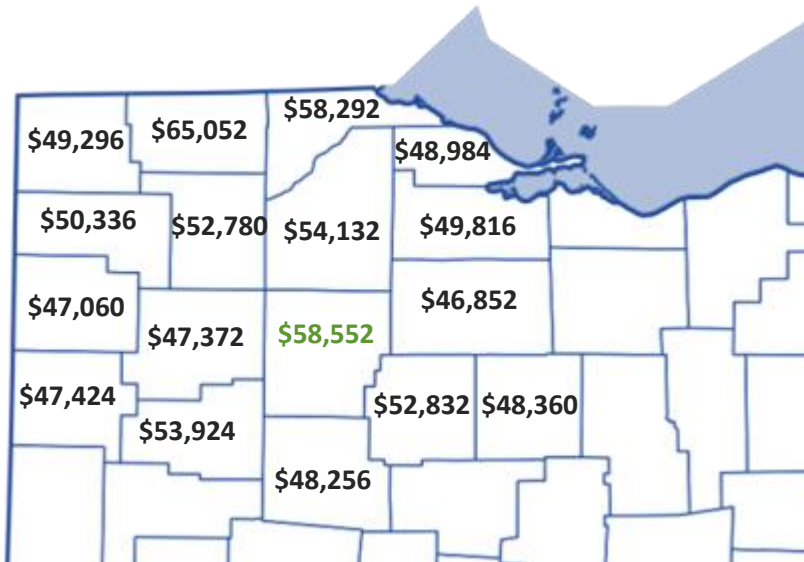
The below charts and graphs provide a snapshot of the economic state within Hancock County and northwest Ohio based on Q3 2022 BLS data. If you have any questions or concerns, please do not hesitate to reach out to the ED team.

Employment Levels |

Hancock County Employed



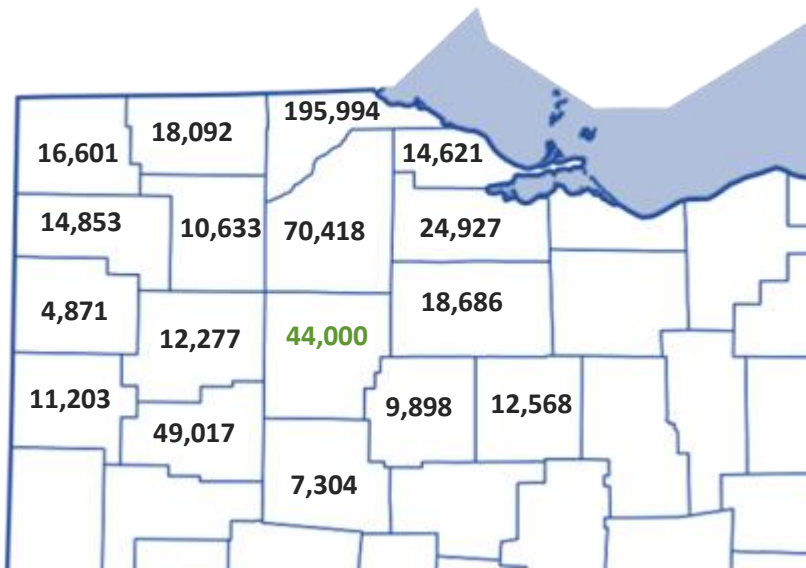
Northwest Ohio Annual Wages by County |



Based on Q3 2022 values.

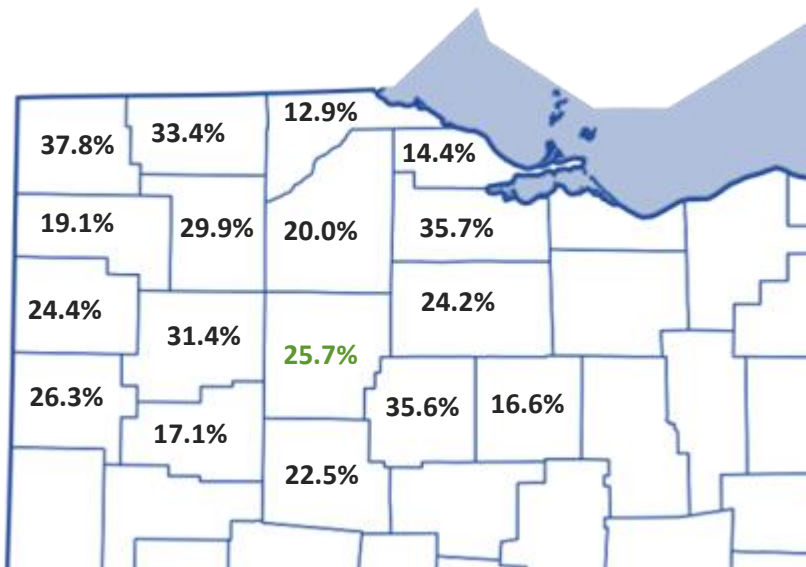
Hancock County ranked 2nd among the shown northwest Ohio counties for annual wages.

Northwest Ohio Employment by County |



Hancock County employed 44,000 people as of September 2022. Hancock County's employee-population ratio is 58.9%, making it the highest ratio within northwest Ohio.

Northwest Ohio Manufacturing by County |



Based on Q3 2022 values.

Values shown represent the percentage of total employees employed within the manufacturing industry.