



Findlay · Hancock County  
ECONOMIC DEVELOPMENT

# FINDLAY·HANCOCK COUNTY ECONOMIC DEVELOPMENT

## DECEMBER 2022 UPDATE

This document serves to provide a summary of activities undertaken by the Economic Development team during the month of December.

### ECONOMIC DEVELOPMENT IN FOCUS THIS MONTH

#### Retention & Expansion |

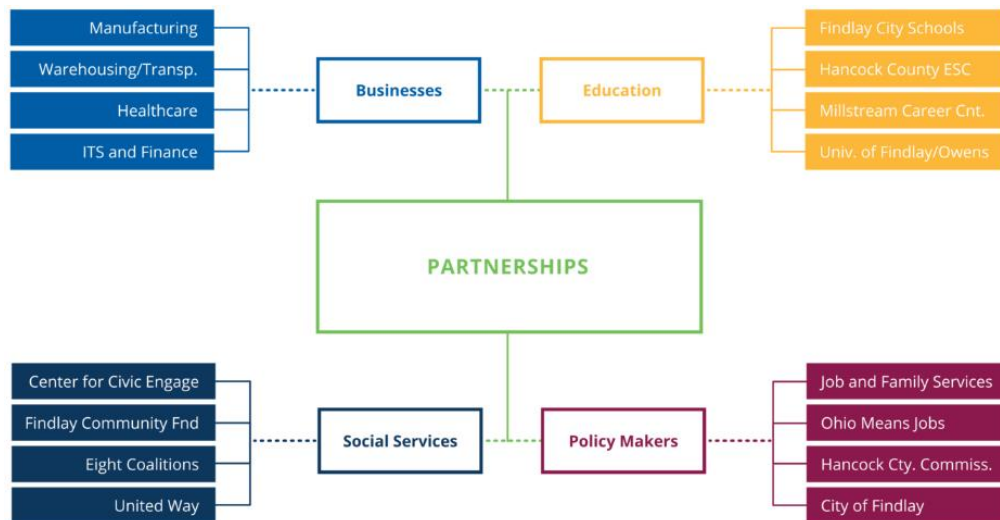
- The ED team gathered data from Findlay-Hancock County companies relative to investment, physical expansion, and net new positions filled. By the numbers, there was a total of nearly \$300M in capital investment, an addition of 270,000 square feet of manufacturing and distribution space, and over 500 net new jobs created. On top of the full time positions added, one advanced distribution company added approximately 680 desirable part-time gig-economy jobs (employees choose their own schedules). The vast majority of capital expenditures and new jobs are derived from our legacy companies.

#### Attraction |

- The ED team met with the Regional Growth Partnership team in order to determine how to best market Findlay for potential attraction projects. One of these meetings included a sites tour to increase familiarity with these opportunities. We continue to work closely with RGP and appreciate our partnership with them.
- Moving into 2023, ED will continue to pursue automobility supply chain and advanced manufacturing companies.
- As downtown Findlay flood mitigation efforts progress toward a successful resolution within the next couple of years, opportunities for attracting a corporate HQ and other office users may unfold north of the Main Street Bridge.

#### Workforce |

- Project Argyle received approvals from the City of Findlay Planning Commission and Design Review Board earlier in the month. Trivium Development expects to begin construction this spring. To learn more about this project that will bring new commercial and residential space to downtown Findlay, please see the following from WTOL: <https://www.wtol.com/article/news/local/new-development-at-findlays-former-argyle-building-site-downtown/512-1a2772a4-c7c6-4a12-8224-9618522aa51b>
- Dan Sheaffer joins Raise the Bar's (RTB) Board of Directors beginning in January. The RTB approach to cradle-to-career strategies supports emerging, current, and prior employees for regional industries and business sectors. This process brings together strategic partnerships from manufacturing, logistics, health services and finance. To learn more about the organization, please visit the following link: <https://www.raisethebarhancock.org/>



*Raise the Bar's Process Diagram*

## Other |

- Sheaffer presented on the day-to-day work of Economic Development, as well as wage and jobs data at the Farmers & Merchants State Bank Networking event on December 7<sup>th</sup>. The ED team was also able to hear presentations from F&M executives as they look to the future.
- ED is exploring a potential strategic tech innovation partner in Junction AI, a Software as a Service (SaaS) platform that produces Artificial Intelligence/Machine Learning (AI/ML) insights for forecasting successes. These forecasts help drive supply chain decisions, from sourcing materials to production capacity to just-in-time shipping/outbound logistics. To learn more, visit their page here: <https://junction.ai/>
- As the Grantee of Foreign Trade Zone #151, ED issued a letter of concurrence for Supreme Resources, a supplier to Proctor & Gamble located in Lima, OH. ED fully supports Supreme Resources in its use of the U.S. Foreign Trade Zones Program and is more than willing to help other interested companies with activation.

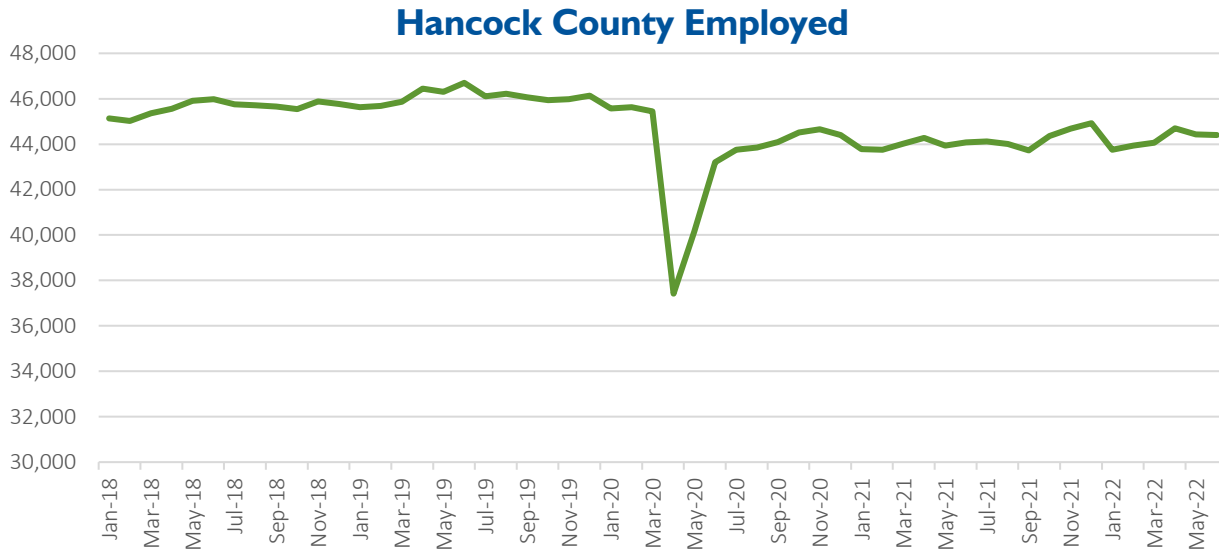
## Additional Reading |

- **Demand for Industrial Land Surges:** The exponential growth of e-commerce has, in turn, accelerated the need for both warehouse and data center space. Read the article [here](#).
- **Driving Into an Electric Vehicle Future:** The transition to EVs will bring mega investments and thousands of jobs to some communities while disrupting makers of internal combustion engine vehicles and components, the communities in which they are located, as well as their employees. Read the article [here](#).

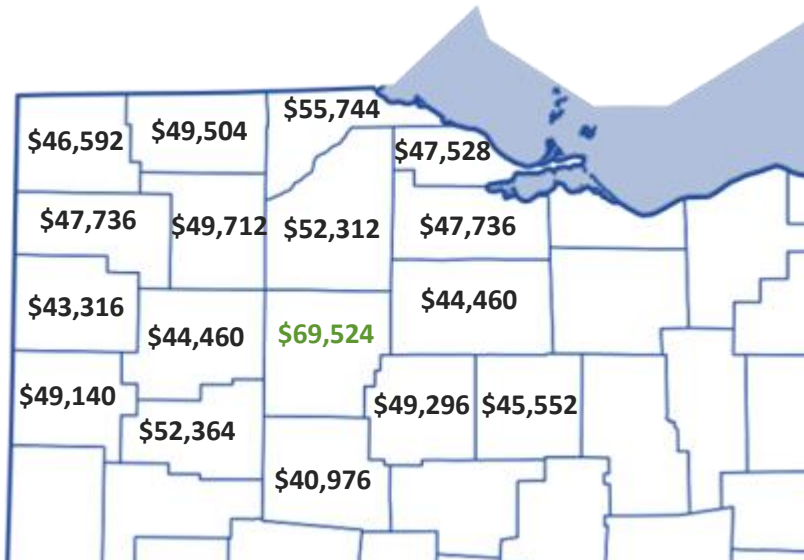
## ECONOMIC INDICATORS

The below charts and graphs provide a snapshot of the current economic state within Hancock County and northwest Ohio. If you have any questions or concerns, please do not hesitate to reach out to the ED team.

### Employment Levels |



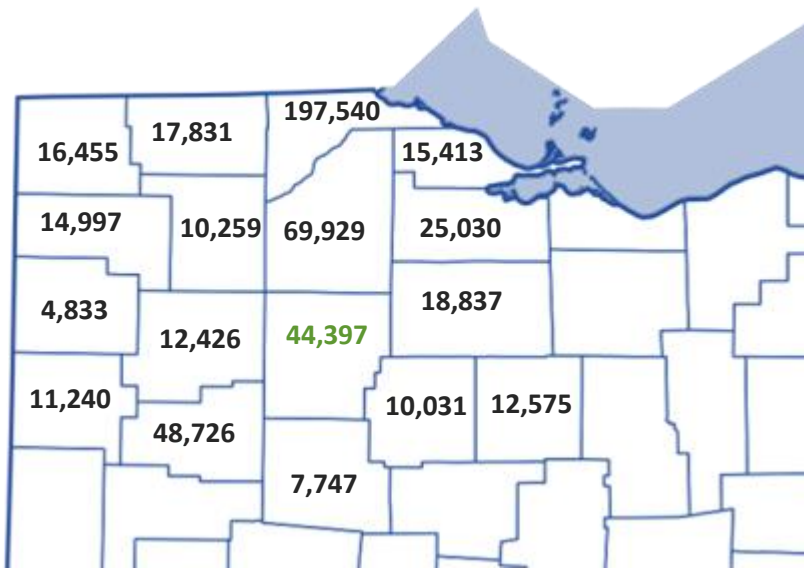
### Northwest Ohio Annual Wages by County |



Based on 2022 Q2 values.

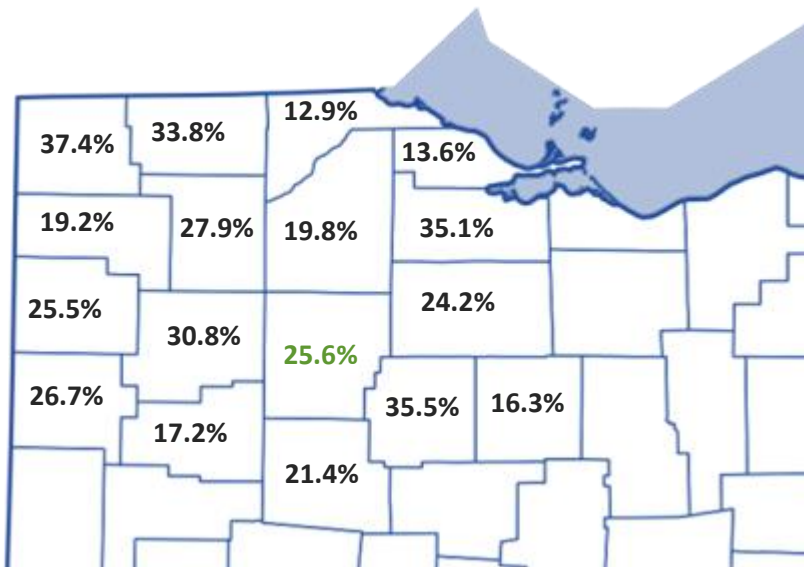
Hancock County ranked 1<sup>st</sup> among all Ohio counties for annual wage.

## Northwest Ohio Employment by County |



Hancock County employed 44,397 people as of June 2022. Hancock County's employee-population ratio is 59%, making it the highest ratio within northwest Ohio.

## Northwest Ohio Manufacturing by County |



Based on 2022 Q2 values.

Values shown represent the percentage of total employees employed within the manufacturing industry.